
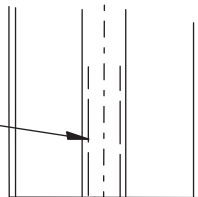


EAL-E

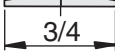
EAL-E1

Max load = 1700 lbs ea.

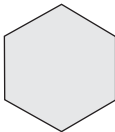
Tap for
5/16-18



5/16-18 thd



Material - Steel
Finish - Zinc Plated

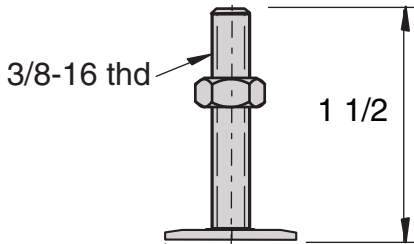
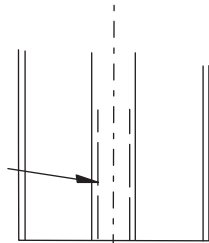


5/16" SLOTS

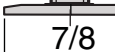
EAL-E2

Max load = 1700 lbs ea.

Tap for
3/8-16



3/8-16 thd



Material - Steel
Finish - Zinc Plated

