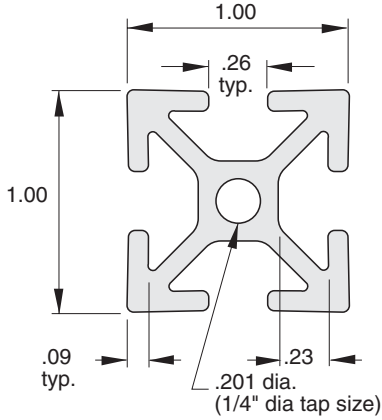


EX-11

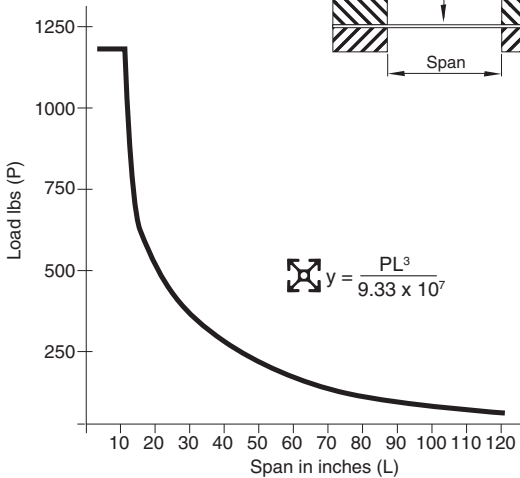
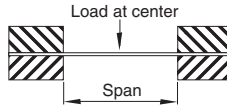


- Finish = Clear anodized
- Material = 6105-T5 Aluminum
- Est. Area = .451 Sq. In.
- Weight/ft = .530 lbs.
- 96", 144.75", 193.5" Lengths standard.

Section Properties:

Moment of Intertia in ⁴	.049
Section modulus in ³	.097

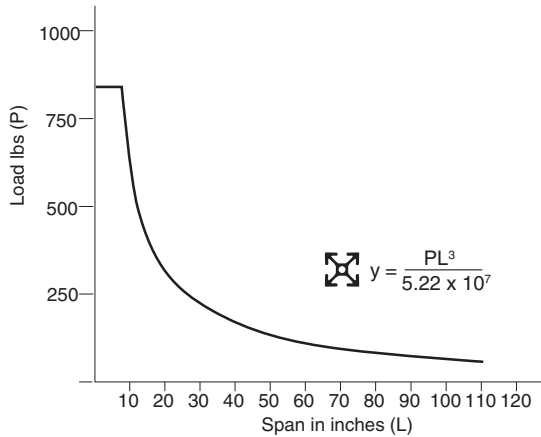
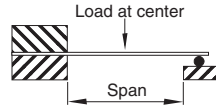
Load condition:
Fixed at both ends, load at center
Deflection = y (inches)



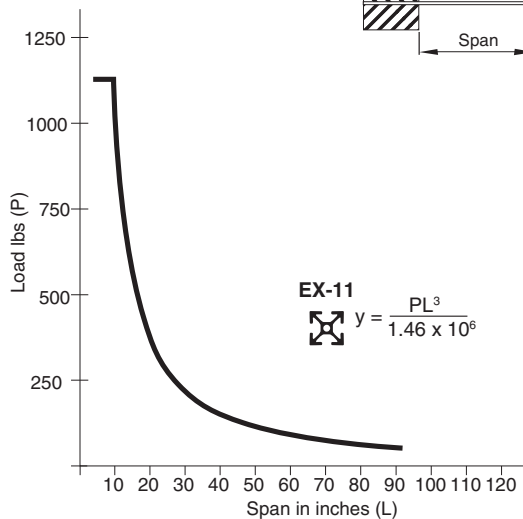
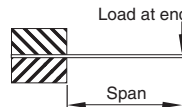
$$y = \frac{PL^3}{9.33 \times 10^7}$$

EX-11

Load condition:
Fixed at one end, sliding at one end,
load at center
Deflection = Y (inches)



Load condition:
Fixed at one end,
load at unsupported end
Deflection = Y (inches)



TECHNICAL